

Type designation: SASIL-PL2/N31/AR-H

Article number: A2L030100000

Images



(Illustration similar)

Description

3-pole Switch disconnecter with fuses in accordance to IEC EN60947-3 in a strip design for size 2, with the height 150 mm normal switching capacity, for 185mm Busbar distance and busbar thickness 10mm Outgoing strip connection right, manual actuation Number of current transformer: 0 Version: asymmetrical (standard)

Features














Type:	SASIL-PL2/N31/AR-H
Product description:	Switch-disconnector-fuse in strip-version in accordance with IEC/EN 60947-3, VDE 0660 Teil 107; - For coupling of two separate busbar systems - All parts of SASILplus made from halogenfree, self-extinguishing material - Base part as carrier of current carrying components made from glassfibre reinforced polyester - Switch contact with double break feature Schaltkontakt mit Doppelunterbrechung for high switching capacity - Switch contact with pre and main contact for maximum durability - Protection degree IP40 - Operator-independent switching - Accessories refittable
Product standard:	IEC/DIN EN60947-3
Size:	NH2
Rated operating voltage U_e :	690 V
Conv. free air thermal current with fuse-links I_{th} :	400 A
Rated frequency:	50 - 60 Hz
Rated isolation voltage U_i :	1,000 V
Total power loss at I_{th} (without fuse-link) P_v :	136 W
Utilization category 1:	690V - 400A - AC-22B
Utilization category 2:	400V - 400A - AC-23B
Rated impulse voltage U_{imp} :	8 kV
Rated conditional short-circuit current (distance to grounded parts omm) I_{CC} :	55kA (AC690V)
Max. permissible power dissipation per fuse-link:	45 W
Ambient temperature:	-25 up to +70 (Attention derating of rated current required) °C
Type of Actuation:	Independent manual operation
Altitude:	2000 m
Pollution degree:	3
Overvoltage category:	III
Mounting position:	vertical / horizontal
Electrical endurance (switching cycles):	200
Mechanical endurance (total switching cycles):	1,000
Degree of protection:	IP40
configuration:	Asymmetrical
Version:	Outgoing strip connection right (corresponds to connection bottom)
actuation drive:	Manual actuation
Applicable for fuse-links:	NH2
Poles:	3
Switching mode:	3pole switchable

number of current-transformer:	0
wiring of current-transformer:	Current transformer wiring on measuring device and connector strip
plug-in connector for auxiliary wiring:	Without connector strip
measuring device:	Without measuring device
auxiliary switch:	Without position indicator
electronic modules:	Without electronic modules
ETIM - Code:	EC001040

Further developments of our products and technical changes are subject to change. Alterations, errors and errata constitute no claim for damages. Our valid sales terms and delivery conditions are available on our website <http://www.jeanmueller.de>

Printed at: 08.03.2024 / 09:40

Documents

 Catalogue 
 Catalogue technical data & Circuit diagrams 
 Catalogue dimensions 
 Catalogue Appendix 
 Rated diversity factor 
 Operating manual 
 CE-conformity declaration 